



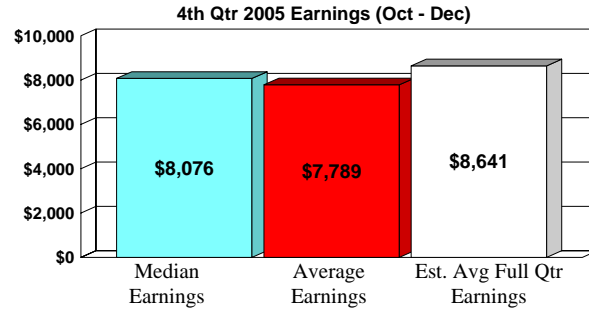
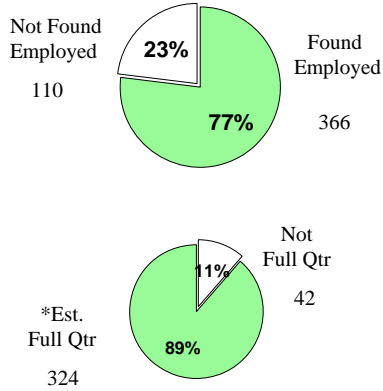
**2003-2004 Public University System  
University of South Florida Bachelor - Fall 2004 Findings  
St. Petersburg Campus**

Total Individuals: **476**

Total with Outcome Data: **389**

**82%**

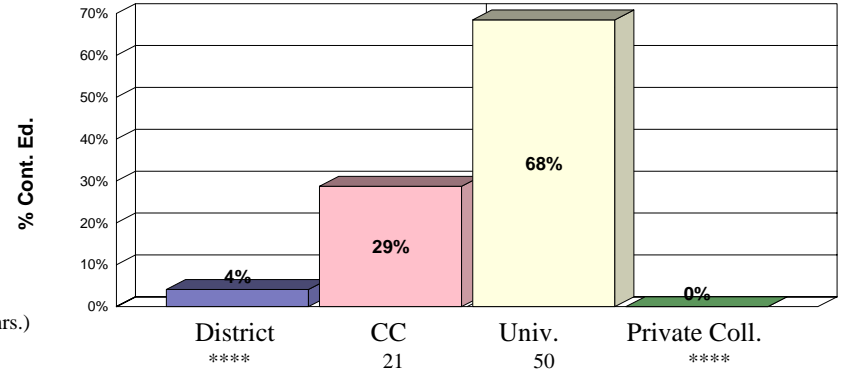
**FLORIDA EMPLOYMENT DATA (4th QTR)**



Percent working full qtr is of those employed.  
\* Est. Avg Full Qtr = earnings of at least \$2,678 per qtr (min. wage x 13 wks. x 40 hrs.)

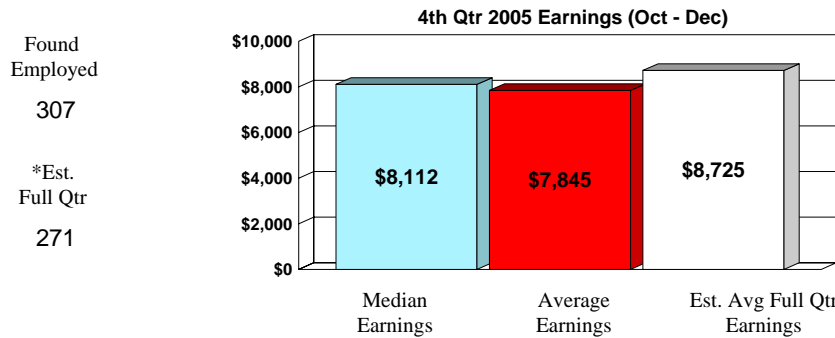
**FLORIDA CONTINUING EDUCATION DATA**

Total Cont. their Education (Unduplicated): **73** 15%  
Found Employed of those Cont. Ed.: 59 81%



Students may be in multiple settings, therefore, sum may exceed total unduplicated count.

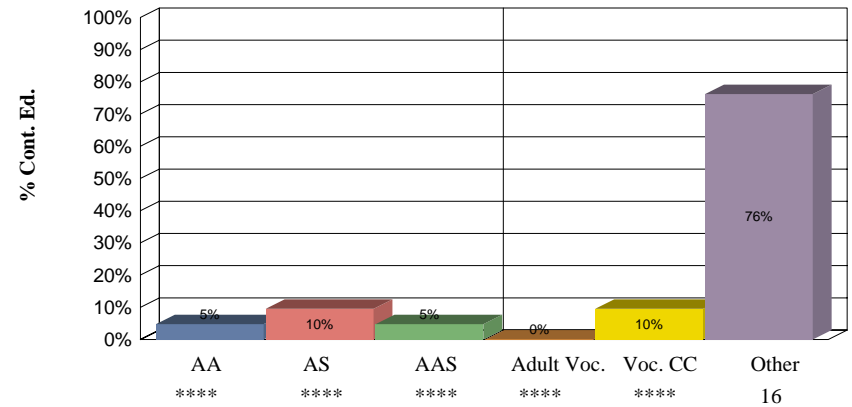
**FLORIDA EMPLOYMENT DATA (4th QTR) - NOT CONTINUING EDUCATION**



\* Est. Avg Full Qtr = earnings of at least \$2,678 per qtr (min. wage x 13 wks. x 40 hrs.)

Found Employed: 307  
\*Est. Full Qtr: 271

*Community College Cont. Ed. Details*



**FEDERAL EMPLOYMENT DATA**

CIVILIAN EMPLOYMENT: \*\*\*\*  
FOUND IN THE MILITARY: \*\*\*\*

**FLORIDA DEPARTMENT OF CORRECTIONS DATA**

INCARCERATED: \*\*\*\*  
COMMUNITY SUPERVISION: \*\*\*\*

**RECEIVING PUBLIC ASSISTANCE**

(Temporary Assistance to Needy Families (TANF, Food Stamps))

RECEIVING PUBLIC ASSISTANCE ... & EMPLOYED: \*\*\*\*



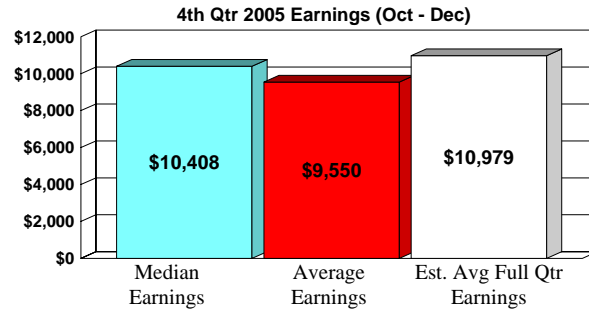
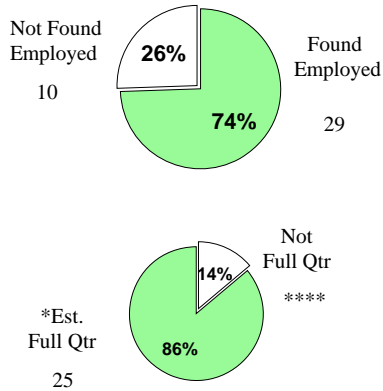
**2003-2004 Public University System  
University of South Florida Masters - Fall 2004 Findings  
St. Petersburg Campus**

Total Individuals: **39**

Total with Outcome Data: **29**

**74%**

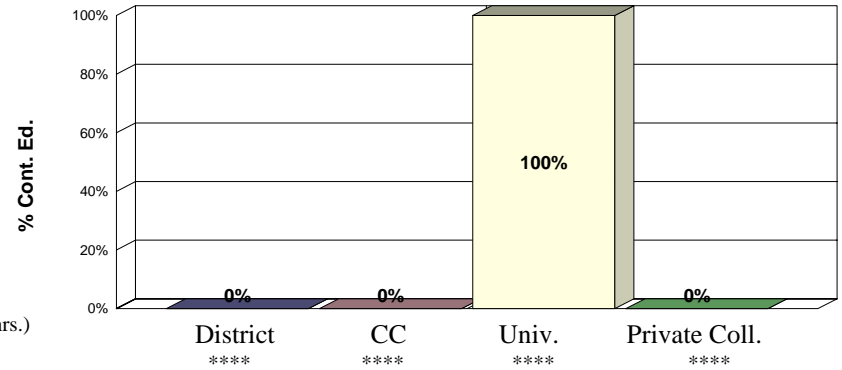
**FLORIDA EMPLOYMENT DATA (4th QTR)**



Percent working full qtr is of those employed.  
\* Est. Avg Full Qtr = earnings of at least \$2,678 per qtr (min. wage x 13 wks. x 40 hrs.)

**FLORIDA CONTINUING EDUCATION DATA**

Total Cont. their Education (Unduplicated): \*\*\*\*  
Found Employed of those Cont. Ed.: \*\*\*\*

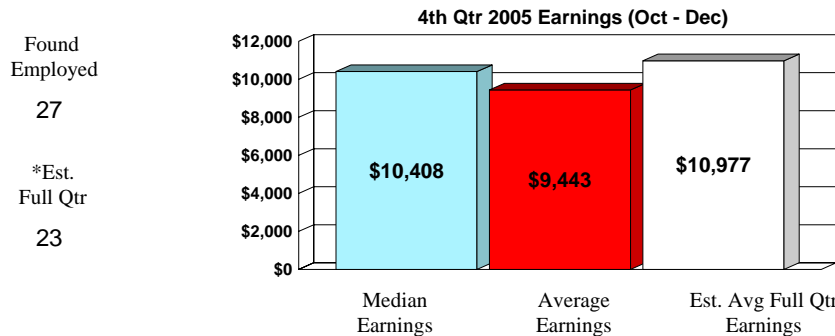


Students may be in multiple settings, therefore, sum may exceed total unduplicated count.

*Community College Cont. Ed. Details*

**No Comm Coll Continuing Education**

**FLORIDA EMPLOYMENT DATA (4th QTR) - NOT CONTINUING EDUCATION**



\* Est. Avg Full Qtr = earnings of at least \$2,678 per qtr (min. wage x 13 wks. x 40 hrs.)

% Cont. Ed.

AA \*\*\*\* AS \*\*\*\* AAS \*\*\*\* Adult Voc. \*\*\*\* Voc. CC \*\*\*\* Other \*\*\*\*

**FEDERAL EMPLOYMENT DATA**

CIVILIAN EMPLOYMENT: \*\*\*\*  
FOUND IN THE MILITARY: \*\*\*\*

**FLORIDA DEPARTMENT OF CORRECTIONS DATA**

INCARCERATED: \*\*\*\*  
COMMUNITY SUPERVISION: \*\*\*\*

**RECEIVING PUBLIC ASSISTANCE**

(Temporary Assistance to Needy Families (TANF, Food Stamps))

RECEIVING PUBLIC ASSISTANCE ... & EMPLOYED \*\*\*\*